

## FUND DESCRIPTION

The ETF aims to invest in the highest market capitalization and most liquid Equity REITs in Brazil, following an index-tracking strategy—that is, seeking to replicate the FTSE Hedge Brazil Equity REITs (FHBER) Index. The index is rebalanced quarterly, in the months of March, June, September, and December.

\*Equity REITs as established by FTSE's Industry Classification Benchmark (ICB). For more information, please refer to the index provider's website.

## PORTFOLIO ANALYSIS (BRL)

Annualized Return	8.37%
IFIX Annualized Return	7.26%
Annualized Standard Deviation	8.00%
Sharpe Ratio	N/A
Number of positive months	29
Number of negative months	22
Number of months above IFIX	22
Number of months below IFIX	29
Best Monthly Return	12.61%
Worst Monthly Return	-5.62%
Value at Risk 1 day (95% conf.) *	-0.84%

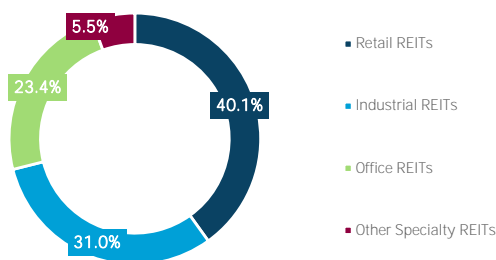
The IFIX Index, calculated by the B3 stock exchange, serves as the reference benchmark for Brazil's listed REIT market. All metrics refer to the FHBER Index, unless otherwise noted. Period observed: September 17th, 2021 through end-November 2025. \*Month-end closing VaR.

## TOTAL RETURN (BRL)



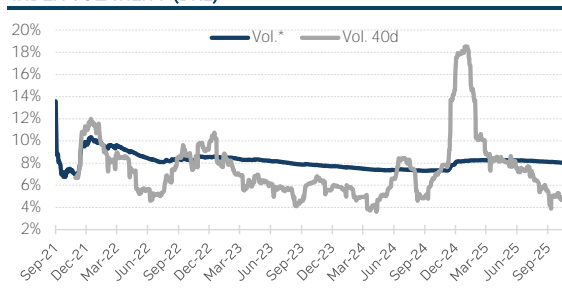
Since FTSE Hedge Brazil Equity REITs Index's theoretical inception (09/17/2021).

## INDEX SECTOR WEIGHTS



As of end-November 2025.

## INDEX VOLATILITY (BRL)



\*Daily annualized volatility since the Index's theoretical inception (09/17/2021).

## ETF FEATURES

Ticker	HERT11
Target Audience	Investors in general
Manager	Hedge Investments Real Estate
Inception	06/10/25
Administrator	Hedge DTVM
Custodian	Hedge DTVM
CNPJ	60.419.043/0001-38

\*Includes administration and custody fees.

Management Fee*	0.5% p.a.
Performance Fee	N/A
Index Provider	FTSE Russell
Index	FTSE Hedge Brazil All Equity REITs
Lead Market Maker (LMM)	UBS
Settlement	D+2
LMM Trading Hours (BRT)	10:30 - 16:45

ISIN Code	BRHERTCTF009
Index Rebalancing	Quarterly
Tax Regime	Equity ETF
Anbima Classification	Equity ETF

## INDEX PERFORMANCE (BRL)

		Jan	Feb	Mar	Apr	May	Jun	Jul	Aug	Sep	Oct	Nov	Dec	Annual	Cum.
2021	FHBER	-	-	-	-	-	-	-	-	-0.19%	-3.08%	-5.62%	12.61%	2.81%	2.81%
	IFIX	-	-	-	-	-	-	-	-	-0.52%	-1.47%	-3.64%	8.78%	2.75%	2.75%
2022	FHBER	-2.50%	-1.67%	0.74%	1.88%	-0.31%	-1.40%	1.91%	11.48%	0.61%	-1.17%	-5.38%	0.06%	3.45%	6.35%
	IFIX	-0.99%	-1.29%	1.42%	1.19%	0.26%	-0.88%	0.66%	5.76%	0.49%	0.02%	-4.15%	0.00%	2.22%	5.03%
2023	FHBER	-2.81%	-0.66%	-0.03%	6.95%	5.26%	6.35%	1.25%	0.26%	0.83%	-3.00%	1.40%	3.64%	20.58%	28.24%
	IFIX	-1.60%	-0.45%	-1.69%	3.52%	5.43%	4.71%	1.33%	0.49%	0.20%	-1.97%	0.66%	4.25%	15.50%	21.31%
2024	FHBER	1.08%	1.25%	0.86%	-1.13%	-0.55%	-1.50%	0.56%	0.65%	-3.94%	-2.43%	-3.07%	-0.07%	-8.15%	17.79%
	IFIX	0.67%	0.79%	1.43%	-0.77%	0.02%	-1.04%	0.52%	0.86%	-2.58%	-3.06%	-2.11%	-0.67%	-5.89%	14.16%
2025	FHBER	-2.77%	2.45%	5.89%	4.38%	0.41%	0.37%	-1.80%	1.52%	4.54%	0.11%	2.68%	-	18.87%	40.02%
	IFIX	-3.07%	3.34%	6.14%	3.01%	1.44%	0.63%	-1.36%	1.16%	3.25%	0.12%	1.86%	-	17.46%	34.09%

The returns above account for dividend reinvestment into the index.

This material has been prepared by Hedge Investments, for information purposes only and should not be considered as an offer, recommendation or analysis of investments or assets, promotional material, solicitation to buy or sell. We recommend that you consult specialized, independent professionals for a specific, personalized analysis before deciding on products, services and investments, including any needs and questions relating to legal aspects, including aspects of tax and inheritance law. The information provided, values and fees refer to the dates and conditions indicated in the material and will not be updated. Check the applicable taxation. References to products and services are merely indicative and do not take into account the investment objectives, financial situation or individual and particular needs of the recipients. The investment objective does not constitute a guarantee or promise of profitability. The above data is an estimate and does not guarantee or suggest the existence of a guarantee of results or exemption from risk for the investor. The fund's administrator and the portfolio manager are not responsible for any decisions made by investors on the subject matter contained in this material or for any acts or facts of professionals or specialists consulted by them. Past performance is no guarantee of future performance. Investment funds are not guaranteed by the fund administrator, portfolio manager, any insurance mechanism or the Credit Guarantee Fund (FGC). Projections do not imply future returns. The investment objective, conclusions, opinions, allocation suggestions, projections and hypotheses presented are merely an estimate and do not constitute a guarantee or promise of profitability and results or of exemption from risk by Hedge Investments. The investor is recommended to read carefully both the prospectus, if any, and the Fund's regulations, paying special attention to the clauses relating to the Fund's investment objective and policy, as well as the provisions of the prospectus dealing with the risk factors to which it is exposed. If the comparative profitability index used in this material is not the benchmark described in the fund's regulations, consider this index merely as an economic reference and not as a performance target or parameter. Check whether the funds use derivative strategies as an integral part of their investment policies. Check whether the funds invest in private credit. The funds presented may be exposed to significant concentration in the assets of a few issuers, exchange rate variations and other risks. Any risks mentioned in this material do not reflect all the risks, scenarios and possibilities associated with the asset. Hedge Investments is not responsible for errors, omissions or the use of the information contained in this material, nor does it guarantee the availability, settlement of the operation, liquidity, remuneration, return or price of the active products mentioned in this material. The information, conclusions and analysis presented may change at any time and without prior notice. Investing in certain financial assets may subject the investor to significant financial losses. It is the investor's responsibility to inform themselves of all the risks prior to making an investment decision.

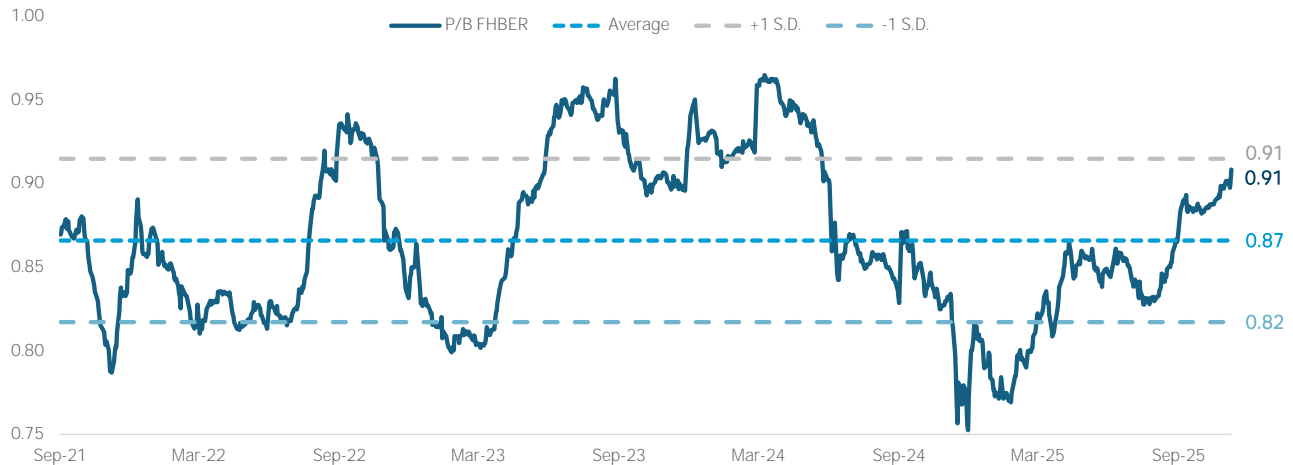
It is the investor's sole and exclusive responsibility to make the final decision on the investments and assets mentioned in this material. It is forbidden to copy, distribute or reproduce all or part of this material without the prior express agreement of Hedge Investments.

Investor Relations: ri@hedgeinvest.com.br

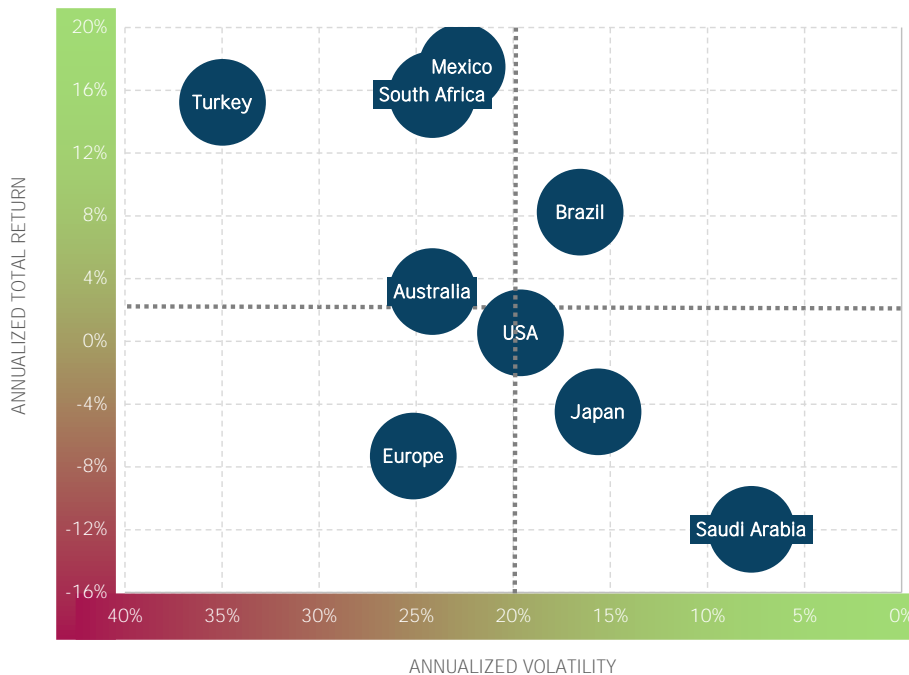
Ombudsman: channel of last resort for complaints that have not been resolved by the institution's primary service channels: ouvidoria@hedgeinvest.com.br or by calling +55 0800 761 6146.



## PRICE TO BOOK RATIO OF INDEX CONSTITUENTS



## RISK/RETURN OF REIT MARKETS BY REGION (USD)

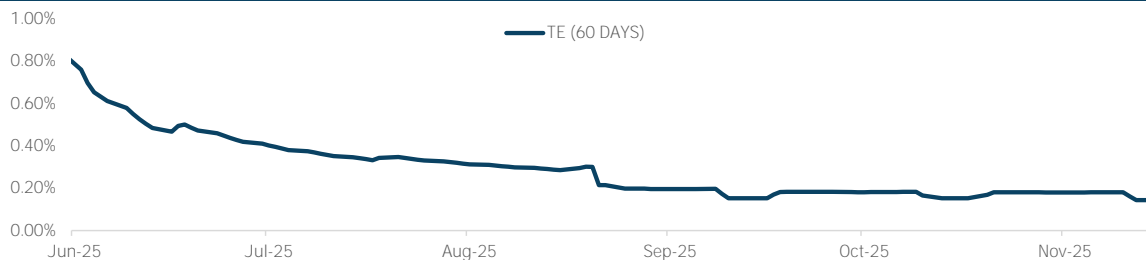


RETURN PER UNIT OF RISK	
FRMEX - Mexico	0.77
J805TR - South Africa	0.65
<b>FHBER - Brazil*</b>	<b>0.50</b>
XGMYO - Turkiye	0.44
AS51PROT - Australia	0.13
FNERTR - USA	0.03
TREITCTR - Japan	-0.29
EREE - Developed Europe	-0.29
SASETRTI - Saudi Arabia	-1.55

\*FTSE Hedge Brazil Equity REITs

The graph above considers daily returns calculated since FHBER's theoretical inception (09/17/2021).

## TRACKING ERROR (BETWEEN NAV AND INDEX)



The graph above considers daily returns calculated since HERT11's inception (06/10/2025).

This material has been prepared by Hedge Investments, for information purposes only and should not be considered as an offer, recommendation or analysis of investments or assets, promotional material, solicitation to buy or sell. We recommend that you consult specialized, independent professionals for a specific, personalized analysis before deciding on products, services and investments, including any needs and questions relating to legal aspects, including aspects of tax and inheritance law. The information provided, values and fees refer to the dates and conditions indicated in the material and will not be updated. Check the applicable taxation. References to products and services are merely indicative and do not take into account the investment objectives, financial situation or individual and particular needs of the recipients. The investment objective does not constitute a guarantee or promise of profitability. The above data is an estimate and does not guarantee or suggest the existence of a guarantee of results or exemption from risk for the investor. The fund's administrator and the portfolio manager are not responsible for any decisions made by investors on the subject matter contained in this material or for any acts or facts of professionals or specialists consulted by them. Past performance is no guarantee of future performance. Investment funds are not guaranteed by the fund administrator, portfolio manager, any insurance mechanism or the Credit Guarantee Fund (FGC). Projections do not imply future returns. The investment objective, conclusions, opinions, allocation suggestions, projections and hypotheses presented are merely an estimate and do not constitute a guarantee or promise of profitability and results or of exemption from risk by Hedge Investments. The investor is recommended to read carefully both the prospectus, if any, and the Fund's regulations, paying special attention to the clauses relating to the Fund's investment objective and policy, as well as the provisions of the prospectus dealing with the risk factors to which it is exposed. If the comparative profitability index used in this material is not the benchmark described in the fund's regulations, consider this index merely as an economic reference and not as a performance target or parameter. Check whether the funds use derivative strategies as an integral part of their investment policies. Check whether the funds invest in private credit. The funds presented may be exposed to significant concentration in the assets of a few issuers, exchange rate variations and other risks. Any risks mentioned in this material do not reflect all the risks, scenarios and possibilities associated with the asset. Hedge Investments is not responsible for errors, omissions or the use of the information contained in this material, nor does it guarantee the availability, settlement of the operation, liquidity, remuneration, return or price of the active products mentioned in this material. The information, conclusions and analysis presented may change at any time and without prior notice. Investing in certain financial assets may subject the investor to significant financial losses. It is the investor's responsibility to inform themselves of all the risks prior to making an investment decision.

It is the investor's sole and exclusive responsibility to make the final decision on the investments and assets mentioned in this material. It is forbidden to copy, distribute or reproduce all or part of this material without the prior express agreement of Hedge Investments.

Investor Relations: [ri@hedgeinvest.com.br](mailto:ri@hedgeinvest.com.br)

Ombudsman: channel of last resort for complaints that have not been resolved by the institution's primary service channels: [ouvidoria@hedgeinvest.com.br](mailto:ouvidoria@hedgeinvest.com.br) or by calling +55 0800 761 6146.